
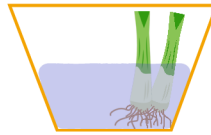





A Garden Activity for Kids

Grow Green Onions from Scraps!

1. Cut the green onion where the light green and green stem meet. Place in a small glass of water with just the roots covered. (top must have air). Put it on a sunny windowsill.



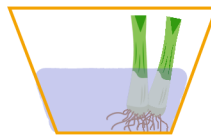
2. Change water every 2 days for 2 weeks. Then plant in your garden.

Day 1	2	3	4	5	6	7	8	9	10	11	12	13	14	15
-------	---	---	---	---	---	---	---	---	----	----	----	----	----	----

See what happens!


3. Which day did you first see greens sprouting on top of your onion?
When did you first see NEW roots on the bottom?

Green tops
Day:



New Roots
Day:

4. Which day did you notice the greens getting really long on top of your onion?



Day:

5. Write your short observation here about the planting and growing of green onions.

