


Write the Story with Pictures: On the Farm

Welcome! Every child has stories inside to share, but some kids need a little bit of help finding them. Some are too young to write them on their own. Some aren't sure what words to use to tell their stories. Some dislike writing things down. Write the Story with Pictures is designed to help all kids share their stories.


On the following pages, you'll find brief writing prompts in the form of phrases or sentences along with a picture on every page. Read the writing prompt to the student, or have them read it to themselves. Then let them draw whatever they can imagine to fill out the scene. Encourage them to draw what is missing or whatever they can think of. They can draw themselves or other people into the story. They can include their pets, weather, or anything they want. Encourage them to daydream and have fun.

When they are finished drawing the pictures, have them tell you the story. You can write the story in the back of the book for them. Or, if they are comfortable writing, they can write the story themselves in the back. Either way, encourage them to share their story and take you on the journey they have imagined!


I live near a great, big city.



This morning, I got to visit a farm.




A farmer and his family met me.



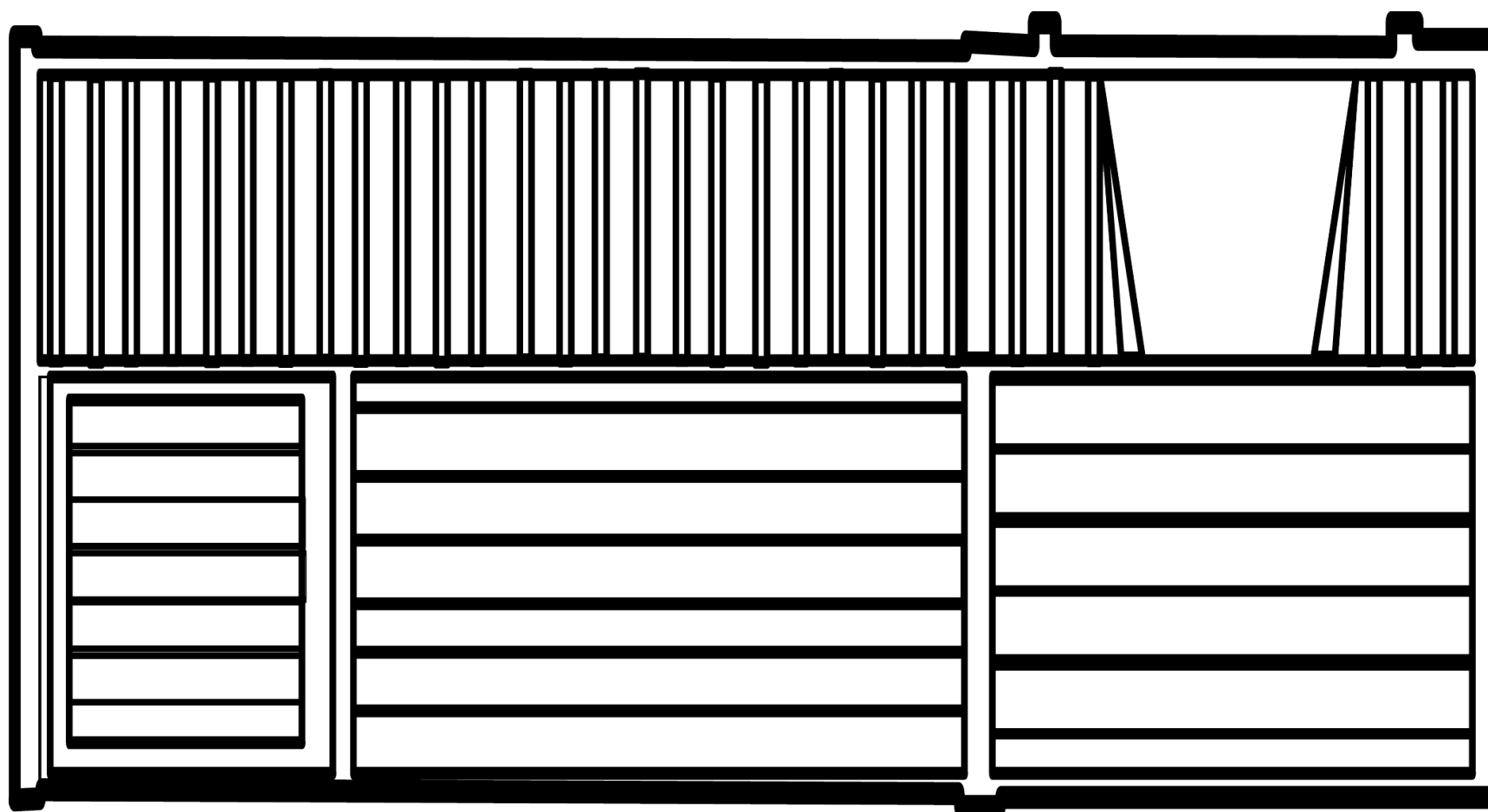
You'll never believe what we saw when we walked over to the barn!




There were tools and supplies in the barn.




There were also beautiful horses.




I got to go riding with the farmer's daughter. Look at me go!



Then we walked to another building. We saw lots of things along the way.




When we got there, I learned how to milk a cow. Look at what happened when I tried!




The farmer showed us some of the foods he grows. Look at all that food in the fields!




We visited the chicken coop.



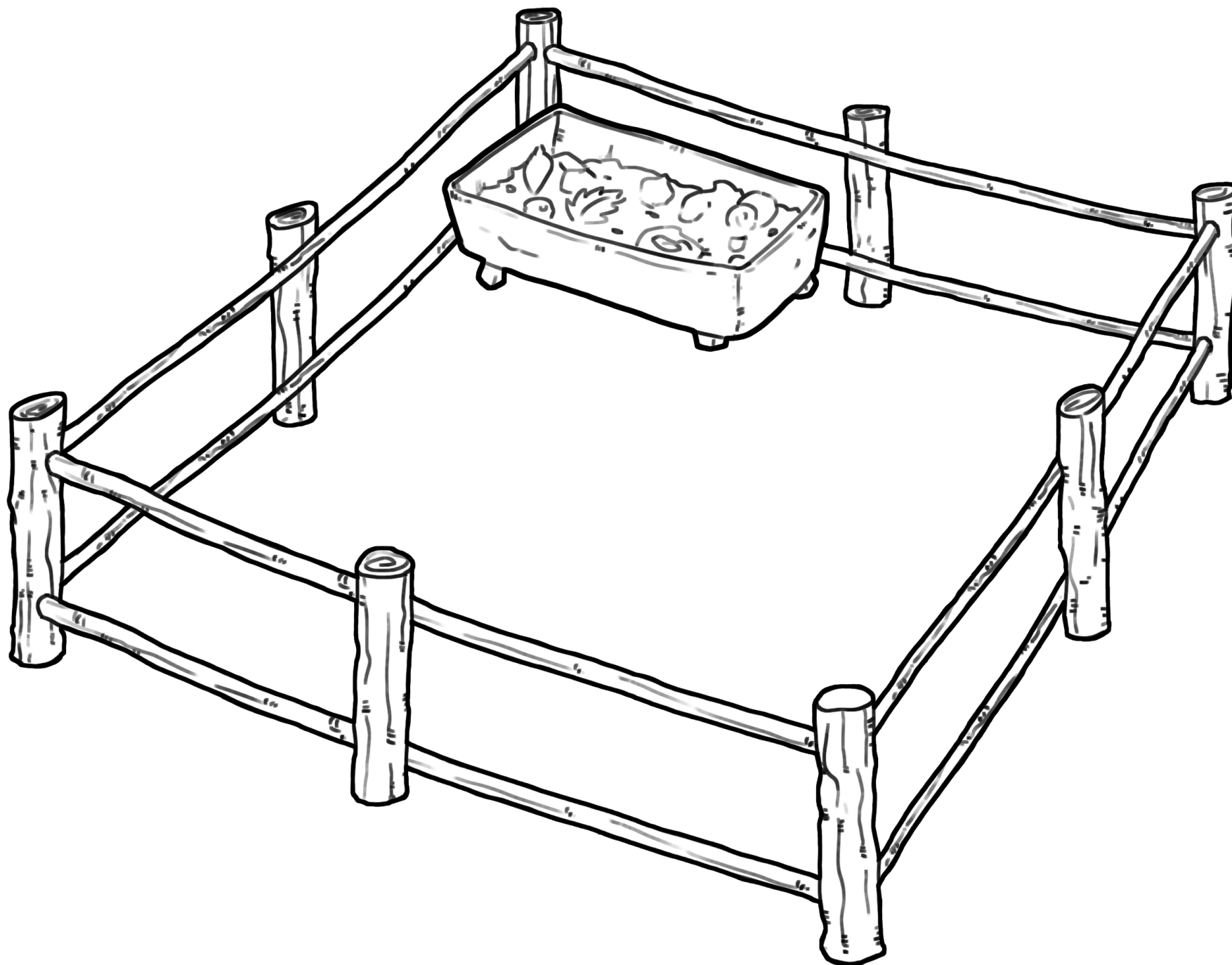
Can you believe how many chickens there are?




Next we got to meet the farmer's pet.



Then we saw the smelly pigs in the pig pen.



We also visited the sheep and goats.




As we walked around, a whole family of ducks crossed our path.




Here's a picture of my favorite part of the whole day.



Then I saw something I had never seen before. Do you see it?



I was sad when we had to drive away, but when I looked back, I could see everyone waving.



Handwriting practice lines consisting of 15 horizontal black lines spaced evenly down the page.



Copyright © 2020 by WriteBonnieRose, LLC



Select graphics used courtesy of [Artifex](#), [Artventurous Life](#), [EduClips](#), [I 365 Art](#), [Kari Bolt Clip Art](#), [Little Red's Schoolhouse](#), [RamonaM ClipArt](#), and [Zip-a-Dee-Doo-Dah Designs](#).

Select graphics used courtesy of and licensed by Dancing Crayon Designs © www.DancingCrayon.com.

All Rights Reserved. This book may not be reproduced or transmitted by any means, including graphic, electronic, or mechanical, without the express written consent of the author except in the case of brief quotations embodied in critical articles and reviews and those uses expressly described in the following Terms of Use. You are welcome to link back to the author's website, <http://writebonnierose.com>, but may not link directly to the PDF file. You may not alter this work, sell or distribute it in any way, host this file on your own website, or upload it to a shared website.

Terms of Use: For use by a family, this unit can be printed and copied as many times as needed. Classroom teachers may reproduce one copy for each student in his or her class. Members of co-ops or workshops may reproduce one copy for up to fifteen children. This material cannot be resold or used in any way for commercial purposes. Please contact the publisher with any questions.