

homeschool


GIVEAWAYS & FREEBIES

Thank you for downloading this Writing Rubrics Pack. Our subscribers get access to all sorts of exclusive freebies as a perk for being a loyal reader.

We'd love for you to join our list (if you haven't already) of over 100,000 homeschoolers who love free stuff! [Click here to subscribe](#) and we will send you all of our current free resources.



Join 100,000 homeschoolers who love FREE stuff! Our FREE resource library is a subscriber perk!



This publication may not be reproduced, stored, or transmitted in whole or in part, in any form or by any means, electronic, mechanical, or otherwise, without prior written consent from Homeschool Giveaways. Brief quotations may be included in a review. It may be stored on your computer in pdf format. This unit can be printed as needed for personal use only.

Clip art from Illumismart@ [Teachers Pay Teachers](#), [Etsy](#), and [L.L. Tisdell](#).

©2019, [Homeschool Giveaways](#)

Ways to Use Rubrics

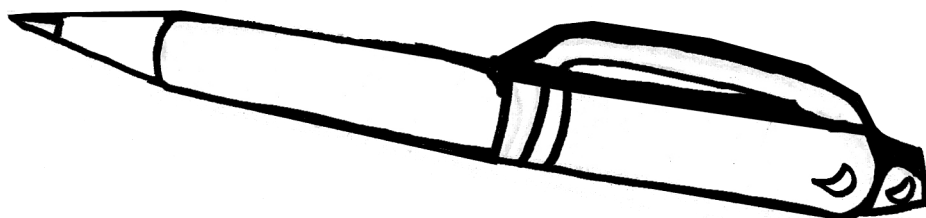
Rubrics can be great tools to help you and your students work together as they grow in their writing skills. There are many ways you can use them.

One common way to use rubrics is to help grade writing assignments. They are wonderful grading helps, but there are a few cautions to keep in mind. Don't try to grade every writing assignment your student completes. Doing so can turn writing into a chore, and when your student stresses over what he or she is writing, imagination and creativity suffer. Also keep your student's age and writing ability in mind when you grade, especially for younger writers. Your fifth grader will almost certainly not write like Shakespeare, and that is okay! Grades are an important part of education, but they are not the only part.

Rubrics can also be used to track improvement. When a child sees his or her scores improving in an area, it can boost confidence and provide encouragement to continue to grow and learn.


The rubrics in this unit also include a section for giving your students feedback. It provides a way for you to praise what they've done well, encourage them that you'll work together on things they are struggling with, and help them recognize areas where they have grown.

There are bonus student checklists included in this unit so that you can give them to your students as a way to help them in their revision stage. They can remind the students what goals you have for their writing and help them remember the key elements to look for as they polish their assignments.



General Goals

	1	2	3	4	5
Grammar is correct, including capitalization and punctuation.					
Abbreviations, acronyms, words spelled for texting instead of writing, etc. are avoided unless required for the story.					
Spelling is correct and words are legible.					
Writing is concise (to the degree appropriate to the type of writing).					
Writing is appropriately tailored to its audience (academic, personal, business, etc.).					
Literary devices are used (if applicable).					
Word count of final piece falls within the assigned limits.					
Total of each column					
Total					



Magazine Article

	1	2	3	4	5
The article is well researched and based on facts.					
Quotes in the article are properly attributed.					
The main point is clearly established in the introduction.					
The article begins with a strong hook or lead.					
Each body paragraph supports the introduction.					
The conclusion restates or further develops the main point or theme.					
The article flows logically.					
Total of each column					
Total					



Magazine Article

You did these things really well:

We'll work on these things together:

You are doing so much better with:



News Article

	1	2	3	4	5
The article clearly establishes who was involved.					
The article clearly establishes what happened.					
The article clearly establishes when the event happened.					
The article clearly establishes why the event happened.					
The article clearly establishes where the event happened.					
The article clearly establishes how the event happened.					
The article meets its purpose (to relay information, to share an opinion, etc.).					
The facts given are accurate and correct.					
All quotes are correct and properly attributed.					
The article begins with a strong hook or lead that draws the reader in and establishes what the article is about.					
The article follows the inverted pyramid structure, with critical information given before supplemental information.					
The article engages the reader emotionally.					
The article has a solid conclusion that wraps up the article.					
Total of each column					
Total					

News Article

You did these things really well:

We'll work on these things together:

You are doing so much better with:



Book Report

	1	2	3	4	5
The first sentence includes a hook to get the reader's attention.					
The book title and author's name are included in the first paragraph.					
The first paragraph ends with a short summary of the entire book.					
The report describes the setting of the book.					
The report includes a summary of the plot.					
The report introduces the main characters.					
The report summarizes the main themes of the book.					
The report shares what the reader thought of the book.					
The conclusion does not introduce new thoughts or ideas.					
The conclusion repeats the book title and author's name once more.					
The conclusion mentions whether the reader would suggest the book to others and why or why not.					
Total of each column					
Total					

Book Report

You did these things really well:

We'll work on these things together:

You are doing so much better with:



Persuasive Essay

	1	2	3	4	5
The essay explains what the problem or issue is.					
The essay accurately shares known facts about the problem or issue and properly cites them.					
Statistics used are correct and properly cited.					
The essay clearly explains who is affected by the problem or issue and how they are affected.					
The essay is written to the proper audience (friends, family, business leaders, government officials, etc.).					
The essay avoids berating or belittling individuals who hold opposing opinions.					
The introductory paragraph includes a strong thesis statement that explains what the argument is and highlights the main points that will be argued.					
The introductory paragraph includes a hook that draws the reader in.					
Each body paragraph argues one single main idea, offers evidence to support it, and argues against counterpoints or counterevidence as needed.					
Each body paragraph ends with a transition that leads into the next paragraph.					
The conclusion includes a call to action that prompts the reader to take action on what they have read and shows them how to take action.					
Total of each column					
Total					

Persuasive Essay

You did these things really well:

We'll work on these things together:

You are doing so much better with:



Compare & Contrast Essay

	1	2	3	4	5
The essay explains how the two subjects are similar.					
The essay explains how the two subjects are different.					
The essay explains what the similarities and differences of the subjects mean, what the reader can learn from them, or how they are interesting.					
The essay is well organized with a logical flow.					
Each body paragraph focuses on one main similarity, difference, or comparison.					
Each body paragraph establishes a point, gives evidence related to the point, and transitions to the next paragraph.					
The conclusion restates the purpose of the essay and summarizes the evidence.					
Total of each column					
Total					



Compare & Contrast Essay

You did these things really well:

We'll work on these things together:

You are doing so much better with:



Research Paper

	1	2	3	4	5
The topic of the paper is clearly defined and adequately focused (not too broad or too narrow).					
The introductory paragraph clearly states the thesis.					
The introductory paragraph includes a hook to draw the reader in.					
The introductory paragraph smoothly transitions into the next paragraph.					
Each body paragraph includes a main point and evidence that supports it.					
Each body paragraph includes a transition to the next paragraph.					
The conclusion restates the thesis.					
The conclusion briefly summarizes the points made in the report and connects them back to the thesis.					
The report includes facts from a sufficient number of sources.					
The bibliography or works cited page is properly formatted.					
Total of each column					
Total					



Research Paper

You did these things really well:

We'll work on these things together:

You are doing so much better with:



Fictional Story

	1	2	3	4	5
The story begins with a hook that draws the reader in.					
The inciting incident that sets the story in motion happens early in the story.					
The story clearly shows the challenge or obstacle the main character must overcome.					
The story uses an appropriate amount of description.					
The story uses an appropriate amount of dialogue.					
The tension builds logically through the story.					
The story has a climax.					
The climax's resolution is believable based on what has been established in the story.					
The conclusion ties up any loose ends.					
The story shows how the main character has grown or changed since the beginning of the story.					
The story connects with the reader's emotions.					
The story consistently and correctly uses point of view.					
The main character is interesting and believable.					
The story avoids using clichés.					
The story engages all the senses.					
Total of each column					
Total					

Fictional Story

You did these things really well:


We'll work on these things together:

You are doing so much better with:



Magazine Article Revision Checklist

General Goals	Checklist
I checked my grammar for correct capitalization and punctuation.	
I used abbreviations and acronyms carefully and correctly.	
I used correct spelling (and not used words spelled for texting).	
I wrote or formatted legibly.	
I wrote concisely and to the right audience.	
I used literary devices if appropriate.	
I made sure the length matched the assigned word count.	
Magazine Article Goals	
I researched the article well and based it on facts.	
I have properly attributed all quotes in the article.	
I clearly established the main point in the introduction.	
I began my article with a strong hook or lead.	
Each of my body paragraphs supported the introduction.	
I restated or further developed the main point or theme in my conclusion.	
My article flowed logically.	



News Article Revision Checklist

General Goals	Checklist
I checked my grammar for correct capitalization and punctuation.	
I used abbreviations and acronyms carefully and correctly.	
I used correct spelling (and not used words spelled for texting).	
I wrote or formatted legibly.	
I wrote concisely and to the right audience.	
I used literary devices if appropriate.	
I made sure the length matched the assigned word count.	
News Article Goals	
My article clearly established who was involved.	
My article clearly established what happened.	
My article clearly established when the event happened.	
My article clearly established why the event happened.	
My article clearly established where the event happened.	
My article clearly established how the event happened.	
My article met its purpose (to relay information, to share my opinion, etc.).	
I was very careful to verify my facts and be sure they were accurate.	
I made sure the quotes I used were correct and were properly attributed.	
I began my article with a strong hook or lead that drew the reader in and let them know what the article was going to be about.	
I followed the inverted pyramid structure and made sure to include all the critical information before the supplemental information.	
I engaged the reader emotionally in my article.	
I wrote a solid conclusion that wrapped up the article.	

Book Report Revision Checklist

General Goals	Checklist
I checked my grammar for correct capitalization and punctuation.	
I used abbreviations and acronyms carefully and correctly.	
I used correct spelling (and not used words spelled for texting).	
I wrote or formatted legibly.	
I wrote concisely and to the right audience.	
I used literary devices if appropriate.	
I made sure the length matched the assigned word count.	
Book Report Goals	
I hooked the reader and got their attention with my first sentence.	
I included the book title and author's name in my first paragraph.	
I ended my first paragraph with a short summary of the entire book.	
I described the setting of the book in my report.	
I included a summary of the book's plot in my report.	
I introduced the book's main characters in my report.	
I summarized the main themes of the book in my report.	
I shared my thoughts about the book in my report.	
I made sure not to introduce new thoughts or ideas in my conclusion.	
I repeated the book title and author's name in my conclusion.	
I included whether or not I would recommend the book and my reasons why or why not in the conclusion of the report.	

Persuasive Essay Revision Checklist

General Goals	Checklist
I checked my grammar for correct capitalization and punctuation.	
I used abbreviations and acronyms carefully and correctly.	
I used correct spelling (and not used words spelled for texting).	
I wrote or formatted legibly.	
I wrote concisely and to the right audience.	
I used literary devices if appropriate.	
I made sure the length matched the assigned word count.	
Persuasive Essay Goals	
I explained what the problem or issue is.	
I accurately shared facts about the problem or issue and properly cited them.	
I correctly used and properly cited any statistics in my essay.	
I clearly explained who is affected and how they are affected by the problem.	
I addressed my essay to the proper audience (friends, family, business leaders, government officials, etc.).	
I did not berate or belittle individuals who hold opposing opinions.	
I included a strong thesis statement in my introductory paragraph that explains what the argument is and highlights the main points I will argue.	
I included a hook in my introductory paragraph that draws the reader in.	
I was careful to argue only one main idea in each body paragraph, offered evidence to support it, and argued against counterpoints or counterevidence as needed.	
I ended each body paragraph with a transition to the next paragraph.	
I included a call to action in my conclusion that prompts my reader to take action on what I have shared and shows them how to take action.	

Compare & Contrast Essay

Revision Checklist

General Goals	Checklist
I checked my grammar for correct capitalization and punctuation.	
I used abbreviations and acronyms carefully and correctly.	
I used correct spelling (and not used words spelled for texting).	
I wrote or formatted legibly.	
I wrote concisely and to the right audience.	
I used literary devices if appropriate.	
I made sure the length matched the assigned word count.	
Compare & Contrast Essay Goals	
I explained how the two subjects are similar.	
I explained how the two subjects are different.	
I explained what these similarities and differences mean, what my reader can learn from them, or how they are interesting.	
I organized my essay well with a logical flow.	
I focused on one main similarity, difference, or comparison in each body paragraph.	
I established a point in each body paragraph, shared evidence related to that point, and transitioned to the next paragraph.	
I restated the purpose of the essay in my conclusion and summarized the evidence.	

Research Paper Revision Checklist

General Goals	Checklist
I checked my grammar for correct capitalization and punctuation.	
I used abbreviations and acronyms carefully and correctly.	
I used correct spelling (and not used words spelled for texting).	
I wrote or formatted legibly.	
I wrote concisely and to the right audience.	
I used literary devices if appropriate.	
I made sure the length matched the assigned word count.	
Research Paper Goals	
I chose a topic that is not too broad or too narrow for my paper and clearly defined it.	
I clearly stated my thesis in my introductory paragraph.	
I hooked the reader and drew them in with my first paragraph.	
I smoothly transitioned from my introductory paragraph to the next paragraph.	
I included a main point and evidence to support it in each body paragraph.	
I included a transition to the next paragraph at the end of each body paragraph.	
I restated my thesis in the conclusion.	
I briefly summarized the points made in my report in the conclusion and connected them back to the thesis.	
I included facts from a sufficient number of sources in my report.	
I properly formatted my bibliography or works cited page.	

Fictional Story Revision Checklist

General Goals	Checklist
I checked my grammar for correct capitalization and punctuation.	
I used abbreviations and acronyms carefully and correctly.	
I used correct spelling (and not used words spelled for texting).	
I wrote or formatted legibly.	
I wrote concisely and to the right audience.	
I used literary devices if appropriate.	
I made sure the length matched the assigned word count.	
Fictional Story Goals	
I began my story with a hook to draw the reader in.	
I made sure the inciting incident is early in the story to engage my reader.	
I clearly showed the challenge or obstacle my main character has to overcome.	
I used an appropriate amount of description in my story.	
I used an appropriate amount of dialogue in my story.	
I built the tension logically throughout the story.	
I made sure my story has a believable climax.	
I tied up loose ends in the conclusion.	
I showed how the main character grew or changed during the story.	
I connected to the reader's emotions in the story.	
I consistently and correctly used point of view.	
I created an interesting and believable main character.	
I avoided using clichés.	
I engaged all the senses in my story.	