

How to Use This Notebooking Pack

Welcome to Exploring Landmarks! These notebooking pages are designed to encourage students to research world landmarks and learn about when they were built, where they are located, and many other facts about them. Following the seven landmarks featured in this pack is a notebooking page that will allow your student to research one of the landmarks more deeply and write about their findings.

You will also find a short Sort It Out quiz at the end of the notebooking unit covering additional details of the landmarks. These can be used to encourage further study and research. An answer key to the quiz follows.

There are many ways to use this pack in your studies:

- These notebooking pages are perfect for deeper research after students have studied a time period or area of the world in history or social studies.
- Parents and teachers can use the pack to help create a list of ideas or areas you wish to explore as you plan your studies.
- Students can use the notebooking pages as a starting point for independent study. Have students take the research questions to the library or use at the computer to search for the answers to the questions. Allow plenty of time for rabbit trails so students can investigate facts and stories they discover as they complete their research for each landmark.
- It can also be used as a tool to help students practice and sharpen research and notetaking skills. Have students record where they find the answers to each question as they would if they were doing research for a paper or presentation. You can also use this record of sources to help them dig deeper into the topics that interest them.

However you use the pack in your curriculum, I hope you find many beautiful, historic landmarks to discuss together!

Copyright © 2017 by Bonnie Rose Hudson

Select graphics used courtesy of [RamonaM ClipArt](#), [EduClips](#), and Poppydreamz Digital Art found on Teachers Pay Teachers @ <http://www.teacherspayteachers.com/Store/Poppydreamz-Digital-Art>.

All Rights Reserved. This book may not be reproduced or transmitted by any means, including graphic, electronic, or mechanical, without the express written consent of the author except in the case of brief quotations embodied in critical articles and reviews and those uses expressly described in the following Terms of Use. You are welcome to link back to the author's website, <http://writebonnierose.com>, but may not link directly to the PDF file. You may not alter this work, sell or distribute it in any way, host this file on your own website, or upload it to a shared website.

Terms of Use: For use by a family, this unit can be printed and copied as many times as needed. Classroom teachers may reproduce one copy for each student in his or her class. Members of co-ops or workshops may reproduce one copy for up to fifteen children. This material cannot be resold or used in any way for commercial purposes. Please contact the publisher with any questions.

Brooklyn Bridge

Where was it built? _____

When was it built? _____

Who built it? _____

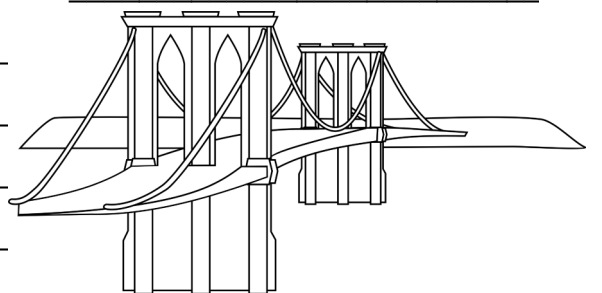
Was there a special reason for building it? _____

How was it used when it was built? _____

How is it used today? _____

What special/historic events have happened there? _____

What (if any) restoration work has been done to preserve the site? _____



Easter Island Statues

Where were they built? _____

When were they built? _____

Who built them? _____


Was there a special reason for building them? _____

How were they used when they were built? _____

How are they used today? _____

What special/historic events have happened there? _____

What (if any) restoration work has been done to preserve the site? _____



The Louvre

Where was it built? _____

When was it built? _____

Who built it? _____


Was there a special reason for building it? _____

How was it used when it was built? _____

How is it used today? _____

What special/historic events have happened there? _____

What (if any) restoration work has been done to preserve the site? _____



Notre Dame Cathedral

Where was it built? _____

When was it built? _____

Who built it? _____


Was there a special reason for building it? _____

How was it used when it was built? _____

How is it used today? _____

What special/historic events have happened there? _____

What (if any) restoration work has been done to preserve the site? _____



Red Square

Where was it built? _____

When was it built? _____

Who built it? _____


Was there a special reason for building it? _____

How was it used when it was built? _____

How is it used today? _____

What special/historic events have happened there? _____

What (if any) restoration work has been done to preserve the site? _____



Sydney Opera House

Where was it built? _____

When was it built? _____

Who built it? _____


Was there a special reason for building it? _____

How was it used when it was built? _____

How is it used today? _____

What special/historic events have happened there? _____

What (if any) restoration work has been done to preserve the site? _____



Tiananmen Square

Where was it built? _____

When was it built? _____

Who built it? _____


Was there a special reason for building it? _____

How was it used when it was built? _____

How is it used today? _____

What special/historic events have happened there? _____

What (if any) restoration work has been done to preserve the site? _____



Sort It Out

Below are listed facts about certain landmarks. Write the number of each fact below the name of the landmark it goes with.

1. It covers more than 40 acres in Paris
2. One of the largest public squares in the world, it is located in Beijing.
3. During its construction, explosives were used inside pneumatic caissons for the first time.
4. The Danish architect who made the original design for this landmark was awarded the Pritzker Architecture Prize for his work on this and many other projects.
5. The original name of the area where this landmark was built was Cattle Point.
6. The son of the original designer of this landmark had to direct operations by watching with field glasses and sending messages to the workers through his wife.
7. This landmark was one of the first to have flying buttresses.
8. A moat originally to the side of this landmark was paved over in 1812.
9. This landmark is a very fine example of Gothic architecture. It has a central spire and a roof that is 115 feet high.
10. The location of this landmark, added to UNESCO's World Heritage List in 1995, has a statue made from a single block that weighed about 82 tons.
11. The tomb of Vladimir Lenin is on the western side of this landmark.
12. This landmark stopped being a residence for kings when Louis XIV moved the royal court to Versailles in 1682.
13. In May 1919, students gathered at this landmark to protest the Versailles Peace Conference because it allowed Japan to keep parts of China.
14. The largest unfinished statue of this landmark is about 68 feet tall.

| Brooklyn Bridge | Red Square | The Louvre | Easter Island Statues | Notre Dame Cathedral | Tiananmen Square | Sydney Opera House |
|-----------------|------------|------------|-----------------------|----------------------|------------------|--------------------|
| | | | | | | |
| | | | | | | |

Sort It Out
Answer Key

| | | | | | | |
|--------------------|---------------|---------------|-----------------------------|----------------------------|---------------------|--------------------------|
| Brooklyn Bridge | Red Square | The Louvre | Easter Island Statues | Notre Dame Cathedral | Tiananmen Square | Sydney Opera House |
| 3 | 8 | 1 | 10 | 7 | 2 | 4 |
| 6 | 11 | 12 | 14 | 9 | 13 | 5 |