

NOAH'S ARK

BIBLE STORY ACTIVITY PACK





Thank you for your downloading this resource. Our subscribers get access to all sorts of exclusive freebies as a perk for being a loyal reader.

We'd love for you to join our list (if you haven't already) of over 100,000 homeschoolers who love free stuff!

[Click here to sign up](#) and we will send you access to our [subscriber library](#) where you can download dozens of free educational printables.

by Homeschool Giveaways

© Copyright 2021

All rights reserved. No part of this work may be reproduced or distributed in any form by any means--graphic, electronic, or mechanical, including photocopying, recording, taping, or storing in information storage or retrieval systems—without the prior written permission from the publisher.

Original purchaser is granted permission to print copies for use within his or her immediate family.

For additional resources visit Homeschoolgiveaways.com.

STORY TIME!

NOAH PLEASES GOD

During Noah's time on earth, people had started to become bad. Everything they set out to do had evil (bad) intentions, and it made God very upset. God became very sorry that He had made man, and it hurt His heart. There was one man that pleased God, and his name was Noah. Since Noah found favor with God, He gave him a really big job to do.



GOD TELLS NOAH TO BUILD AN ARK

Since God has become so sad and upset with the behaviors of the people on earth, He decided to destroy the earth and everything in it. The only people God wanted to save were Noah and his family. He also wanted to save some animals too.

So God gave Noah very specific instructions on how to build the ark. He told Noah the kind of wood to use, how to cover the inside and outside, and how big it should be. God also told him how many of each type of animal that should come onto the ark. Noah had a really big job to do, and it took him awhile to do it. In fact, some say it took Noah about 5 years to build the ark!

GOD FLOODS THE EARTH

When it was time for God to flood the earth, Noah and his family got on the ark. Then 7 pair (male and female) of every clean animal, 2 pair (male and female) of every unclean animal, 7 pairs of each kind of bird, and other creepy crawlies all entered the ark too.

When the door of the ark was shut it began to rain, and water began to rise from under the ground. It rained on the earth for 40 days and 40 nights. Everyone and everything on the ark remained alive. The earth stayed flooded for 150 days! After the flood was over, God made a promise to Noah and his family that He wouldn't destroy the earth by flood again. God gave His rainbow in the clouds to show this promise.

LESSONS LEARNED!

SCRIPTURE READING

If you'd like to read the about Noah and the Ark in Scripture, flip to these verses in your Bible:

- Genesis 6:5-7 (God is sad that He made men.)
- Genesis 6:8 (Noah finds favor with God.)
- Genesis 6:14-16 (How to make the ark.)
- Genesis 7:1-3 (How many animals entered the ark.)
- Genesis 7:10-12 (The flood begins.)
- Genesis 9:11-17 (God uses the rainbow as a promise.)



KEY CONCEPTS TO COVER

Some children may question why God would make the earth flood, thus, killing a lot of people and animals. You can help them understand and see this from God's perspective by discussing:

- How Noah's obedience made God happy and because of his obedience, he was also able to save his family.
- God wanted to destroy sin, not people. When people choose not to believe in God and do according to His instructions, it makes God sad.
- God promised to never flood the whole earth again and gave the sign of a rainbow in the clouds.

DISCUSSION QUESTIONS

Use the questions below to check your child's reading and listening comprehension:

- How did Noah earn God's favor?
- What did God ask Noah to do?
- Did Noah obey God's instructions?
- How many types of animals got on the ark?
- What promise did God make to Noah?

PRAYER

Pray and thank God for His promises.

ACTIVITY TIME!

BUILD AN ARK

There are two ways you can do this activity. Have your child create an ark out of popsicle sticks (glued to a piece of paper). Then paint the popsicle sticks brown. Find animals from a magazine to glue above the ark. The other option is to use the printable activity on the next page. Your child can color the ark and animals, cut them out, and paste them to a piece of blue (or white) construction paper.



PROMISE KEEPER CRAFT

This craft can also be done in two different ways. The first way is to use cotton balls (as clouds), a piece of blue construction paper (the sky), and streamer paper (the colors of the rainbow) to create a dangling rainbow. Write the scripture Genesis 9:13 on the blue construction paper.

The second way to do this craft is to have your child color the rainbow activity page and trace the scripture. Hang either one (or both) up as a reminder of this lesson.

ANIMAL MATCHING







Print several copies of the animal cards and play a matching game.

OTHER ACTIVITY IDEAS


There are other ways to help reiterate the lessons learned in this bible story:

- water play with plastic animals
- sing Bible songs about Noah's Ark (there are many on YouTube)
- watch an episode of Superbook about Noah's Ark (this can be found on YouTube as well)

ARK CRAFT





PROMISE KEEPER



I have set my rainbow in
the clouds, and it will be the
sign of the covenant
between me and the earth.

Genesis 9:13

ANIMAL MATCHING CARDS



When the dove returned to him in the evening, there in its beak was a freshly plucked olive leaf! Then Noah knew that the water had receded from the earth.


Genesis 8:11



Draw the story in the order it happened.



Noah builds the ark.



The earth is flooded.



The flood goes away and a rainbow appears.