


ADAM + EVE

BIBLE STORY ACTIVITY PACK





Thank you for your downloading this resource. Our subscribers get access to all sorts of exclusive freebies as a perk for being a loyal reader.

We'd love for you to join our list (if you haven't already) of over 100,000 homeschoolers who love free stuff!

[Click here to sign up](#) and we will send you access to our [subscriber library](#) where you can download dozens of free educational printables.

by Homeschool Giveaways

© Copyright 2022

All rights reserved. No part of this work may be reproduced or distributed in any form by any means--graphic, electronic, or mechanical, including photocopying, recording, taping, or storing in information storage or retrieval systems—without the prior written permission from the publisher.

Original purchaser is granted permission to print copies for use within his or her immediate family.

For additional resources visit Homeschoolgiveaways.com.

STORY TIME!

ADAM IS CREATED

God created Adam from the dust of the earth and gave him life by breathing into his nostrils. He was given the honor of naming all of the animals that God had made on previous creation days. After naming all of the animals, God realized that Adam did not have a mate/helper of his own.



EVE IS MADE FROM ADAM

God decided to send Adam into a deep sleep, and from his rib, created Eve, whom Adam called “woman” because she came from man. Adam and Eve were very happy. They lived a beautiful life in the Garden of Eden. They had animals to talk to and various trees to eat fruits from.

God created the Garden of Eden as their home, and in it were all types of trees that God told Adam and Eve they were allowed to eat from - all except one, the Tree of the Knowledge of Good and Evil.

ADAM AND EVE'S MISTAKE

One day, Adam and Eve were in the garden. Then a serpent, which was the craftiest of all the creatures that God had made, tempted Eve into eating the fruit from the forbidden tree. Eve also shared it with her husband, Adam, who was with her.

Though they were forbidden to eat fruit from that tree, Adam and Eve ate, disobeying God and committing the first sin. But as God is just, He had no choice but to banish them from the garden. He told them that because they sinned, they would have to suffer the consequences. They would have to work very hard to make the ground produce food, they would feel pain, and they would eventually die after a very hard life.

LESSONS LEARNED!

SCRIPTURE READING

Teach your children more about Adam and Eve by reading some of the bible passages below:

- Genesis 1:26-27 (creation of man)
- Genesis 2:15-16 (man put into Garden of Eden)
- Genesis 2:17 (forbidden to eat from tree)
- Genesis 2:18-25 (creation of Eve)
- Genesis 3 (the fall of man)



KEY CONCEPTS TO COVER

Some children may have questions about sin and how the act Adam and Eve did created it. You may also want to address how Jesus, the Son of God, paid the ultimate price, taking away our sins; however, we still have to aim to live a life that is honoring and pleasing to God.

The key moral to this story is we should try not to disobey God's commands because they exist to protect us from sin.

DISCUSSION QUESTIONS

Use the questions below to check your child's reading and listening comprehension:

- What day was Adam created?
- What job was Adam given?
- How did God create Eve?
- What did Eve (and Adam) do that upset God?
- What was their punishment?

PRAYER

Pray and thank God for His Son Jesus. Also pray for help with not sinning.

ACTIVITY TIME!

MAKE ADAM & EVE PUPPETS

On the next page, you'll have Adam and Eve cutouts that can be cut, colored, and pasted (or taped) onto popsicle sticks. Use these to retell the Adam and Eve story.



MAKE A GARDEN OF EDEN

Using a shoe box and natural elements (grass, dirt, rocks, flowers, etc.) from outside, help your child create their own Garden of Eden. They can use the puppets from the activity above to reenact the creation of the garden, Adam, Eve, and the animals.

STORY SEQUENCE

Using the story cards, have your child put them in order and retell the story in their own words.





OTHER ACTIVITY IDEAS

There are other ways to help reiterate the lessons learned in this Bible story:




- water play with plastic animals
- sing Bible songs about the finished work of Christ
- watch an episode of Superbook about creation



ADAM & EVE PUPPET CRAFT



GARDEN CUTOUTS







ADAM & EVE EAT OF THE TREE



She also gave some to her
husband, who was with her,
and he ate it.

Genesis 3:6b

STORY SEQUENCE



Bible Character Clipart for Puppets Provided by:

