



Thank you for your downloading this resource. Our subscribers get access to all sorts of exclusive freebies as a perk for being a loyal reader.

**To download more free homeschool resources, [login to our subscriber library](#).**

by Homeschool Giveaways

© Copyright 2020

All rights reserved. No part of this work may be reproduced or distributed in any form by any means--graphic, electronic, or mechanical, including photocopying, recording, taping, or storing in information storage or retrieval systems—without the prior written permission from the publisher.

Original purchaser is granted permission to print copies for use within his or her immediate family.

For additional resources visit [Homeschoolgiveaways.com](https://Homeschoolgiveaways.com).

# Mega Early Learning Bundle – 64% OFF!

Over 600 pages of letters, numbers, shapes, colors, sight words and more! Includes lesson plans.

**SAVE 64%**

~~**\$54.92**~~

**600 PAGES**

**LETTERS - NUMBERS - SHAPES - COLORS**

**\$19.96**

**PRESCHOOL checklist pack**

**Sight Flash Cards for Beginners**

**SHAPE ACTIVITY**

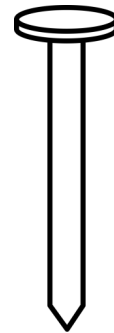
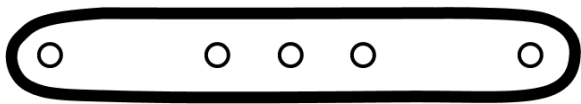
**SIGHT WORD WORKSHEETS**

**PRESCHOOL PRACTICE PACK**

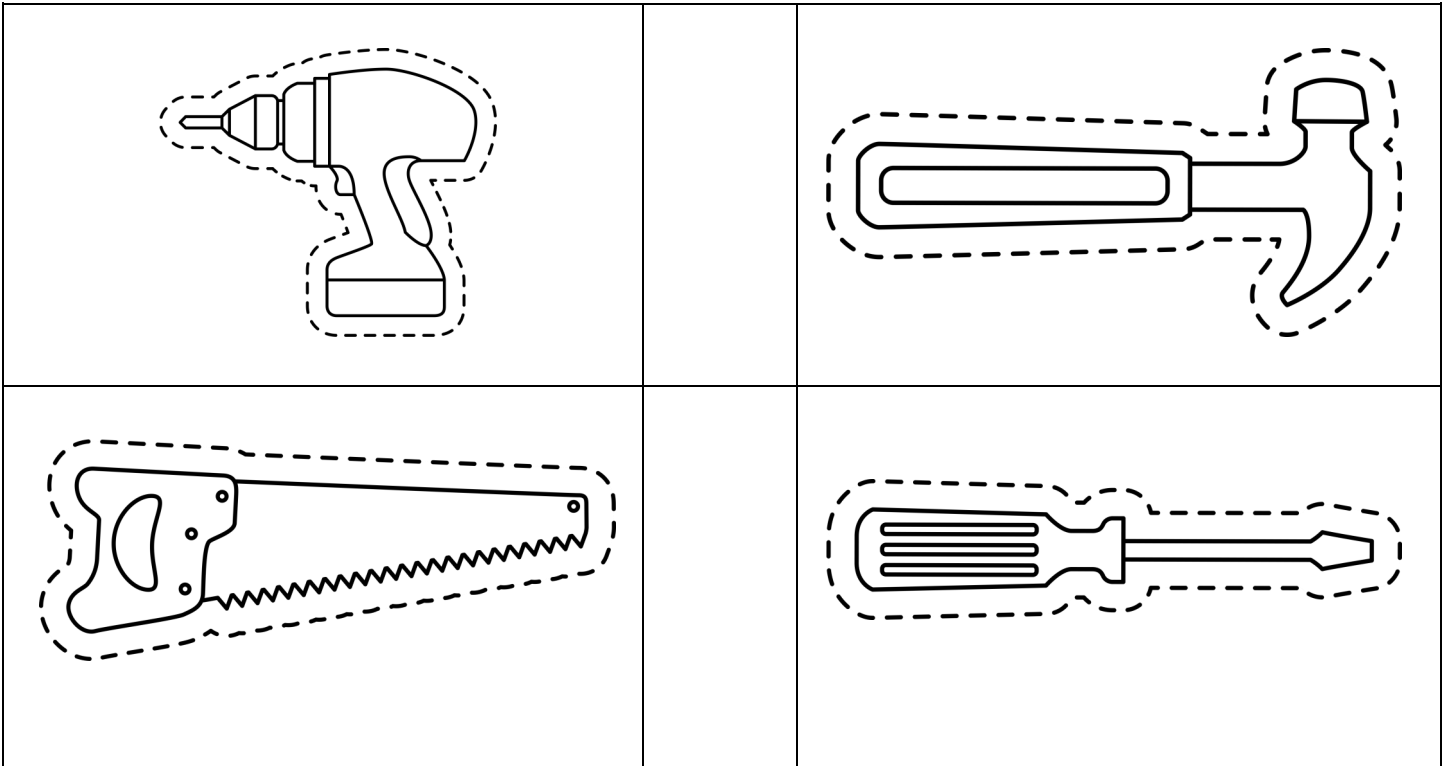
**LETTERS A-Z MORE THAN 100 LETTER ACTIVITY PAGES!**

## What Goes Together?


Find the tools on the next page that go with the items on this page. Cut on the dotted lines to cut out the pictures and paste them in the boxes under the picture they go with.



## What Goes Together?




Look at the toolbox below. It has lots of tools in it. One of the tools in the small boxes is not in the toolbox. Make an X on the tool that is not in the toolbox.



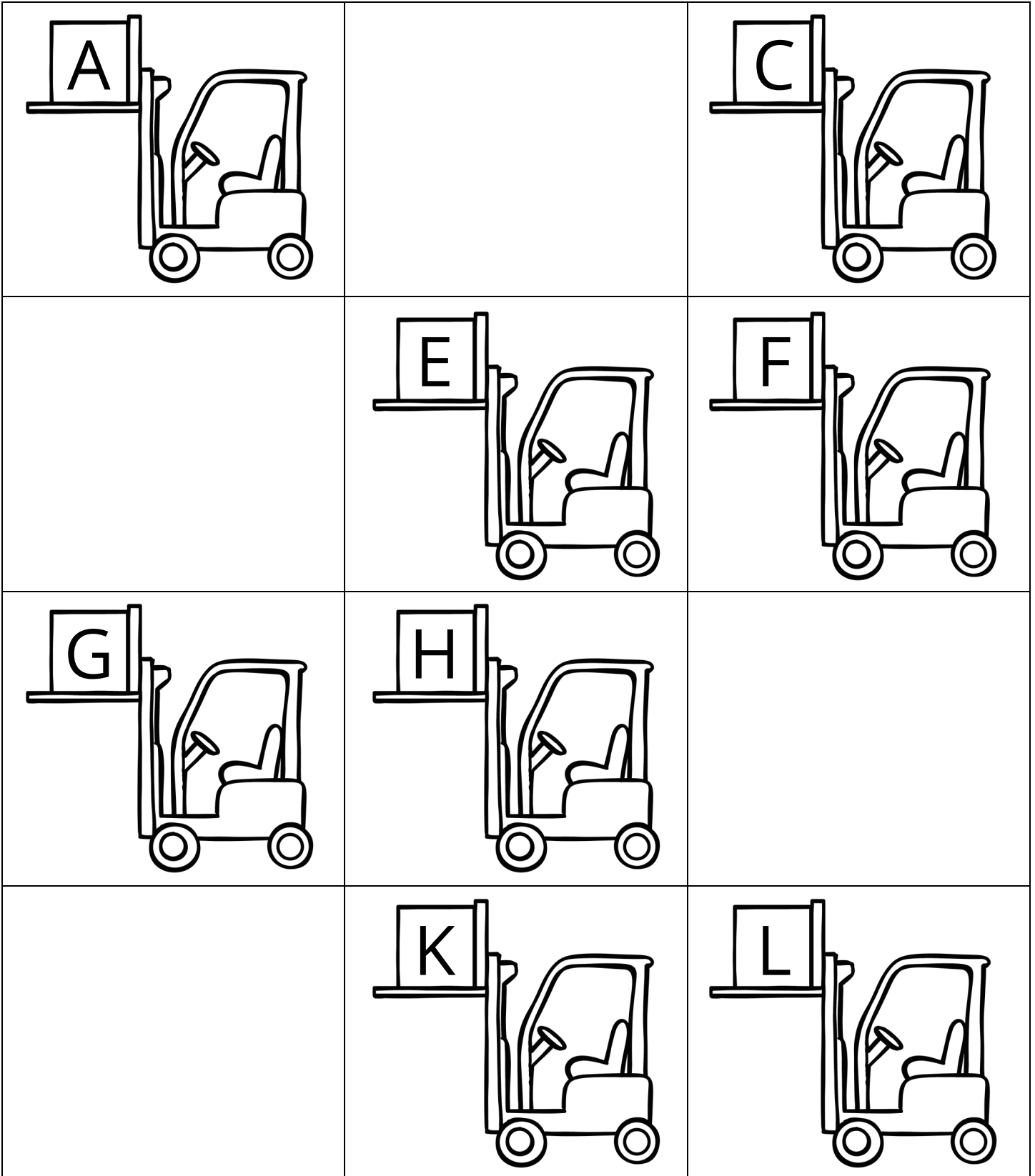
## What Would You Like to Build?

Draw a picture of something you would like to build.

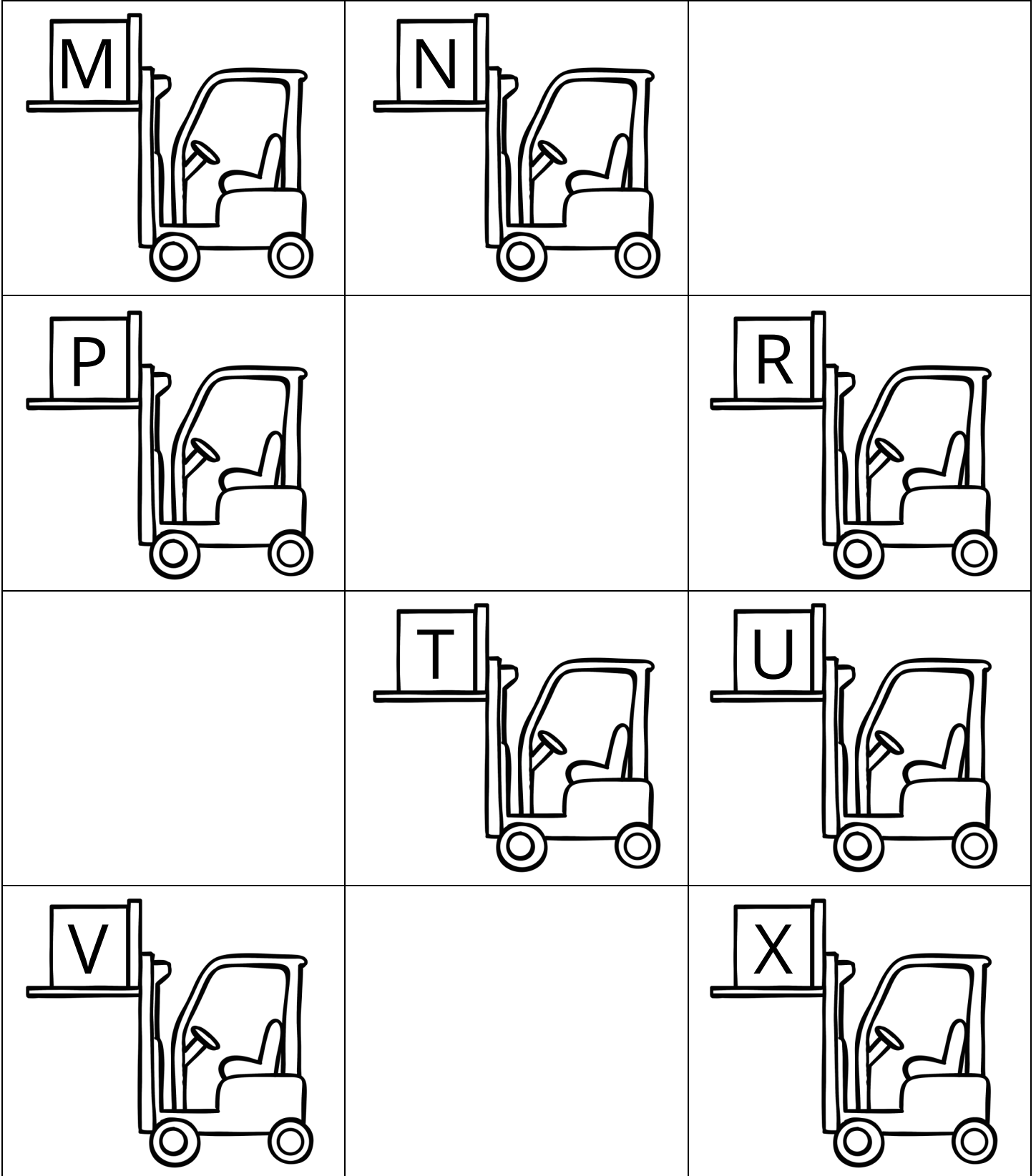


## What is Missing?

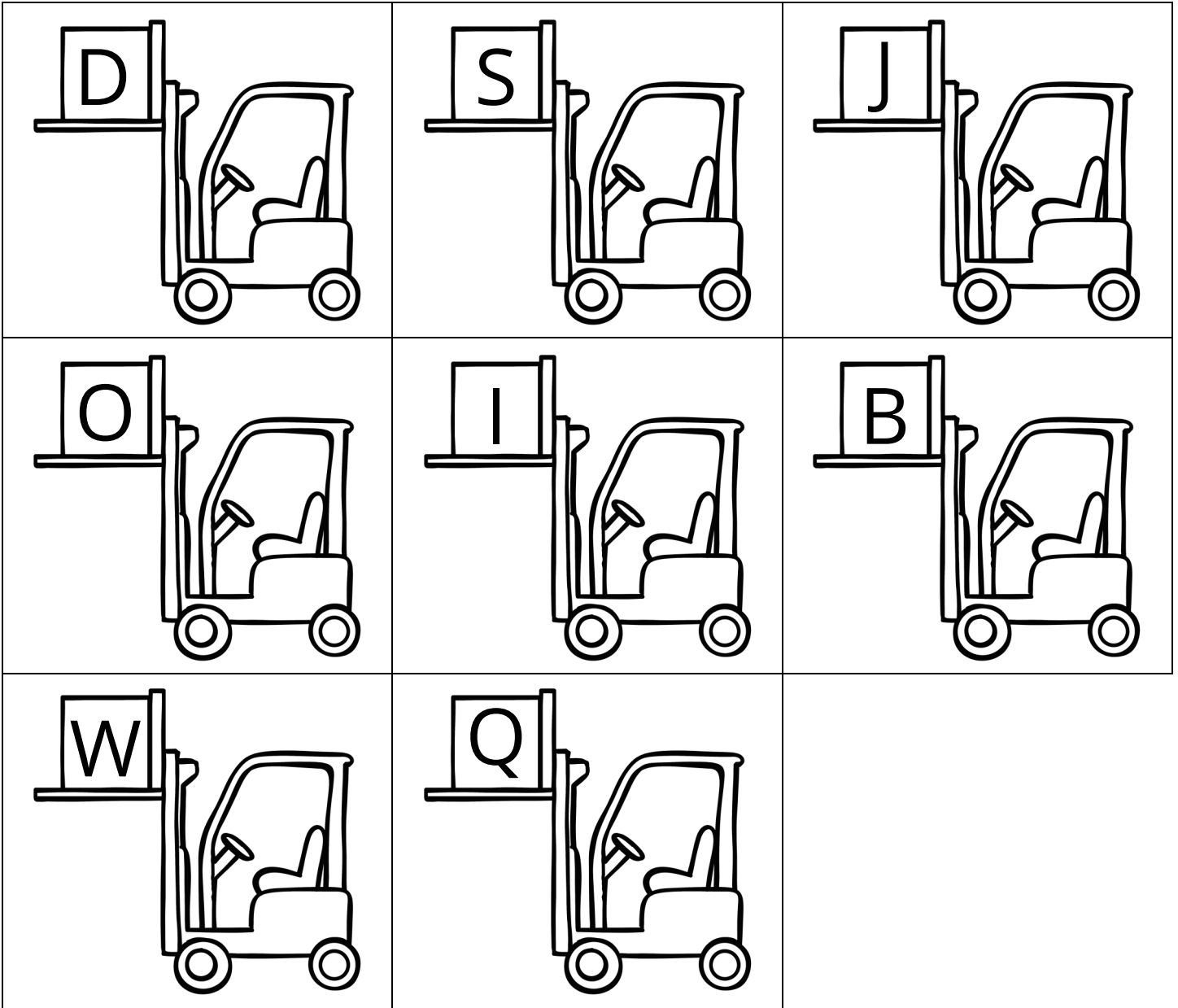
Look at the boxes that are being carried on the forklift trucks. Each box has a letter on it, but there are letters missing. Cut out the boxes from page 7 and paste them in the spots where they belong.




# What is Missing?



# What is Missing?




There are two letters that were not used with the forklifts. Draw a circle around the forklifts that have the letters that were not used.




## Digging Up Letters and Numbers

There are two diggers working on the hill. One of the diggers has a number 1 on it. It has to dig up all the numbers. One of the diggers has a letter A on it. It has to dig up all the letters. Draw a line from the numbers to the digger with a number 1 on it. Draw a line from the letters to the digger with a letter A on it.



## Color the Picture

Follow the instructions at the bottom of the page to color the picture.



Color the spaces with a 1 in them green .

Color the spaces with a 2 in them yellow .



Color the spaces with a 3 in them orange .

## Uniforms

Each of the construction workers on the next page has a different color uniform on. Cut out each picture of a construction worker and paste it in the box that has the color name that matches the uniform.

Red		Blue
Green		Yellow

# Uniforms





## More Uniforms

Each of the construction workers on the next page has a different color uniform on. Cut out each picture of a construction worker and paste it in the box that has the color name that matches the uniform.

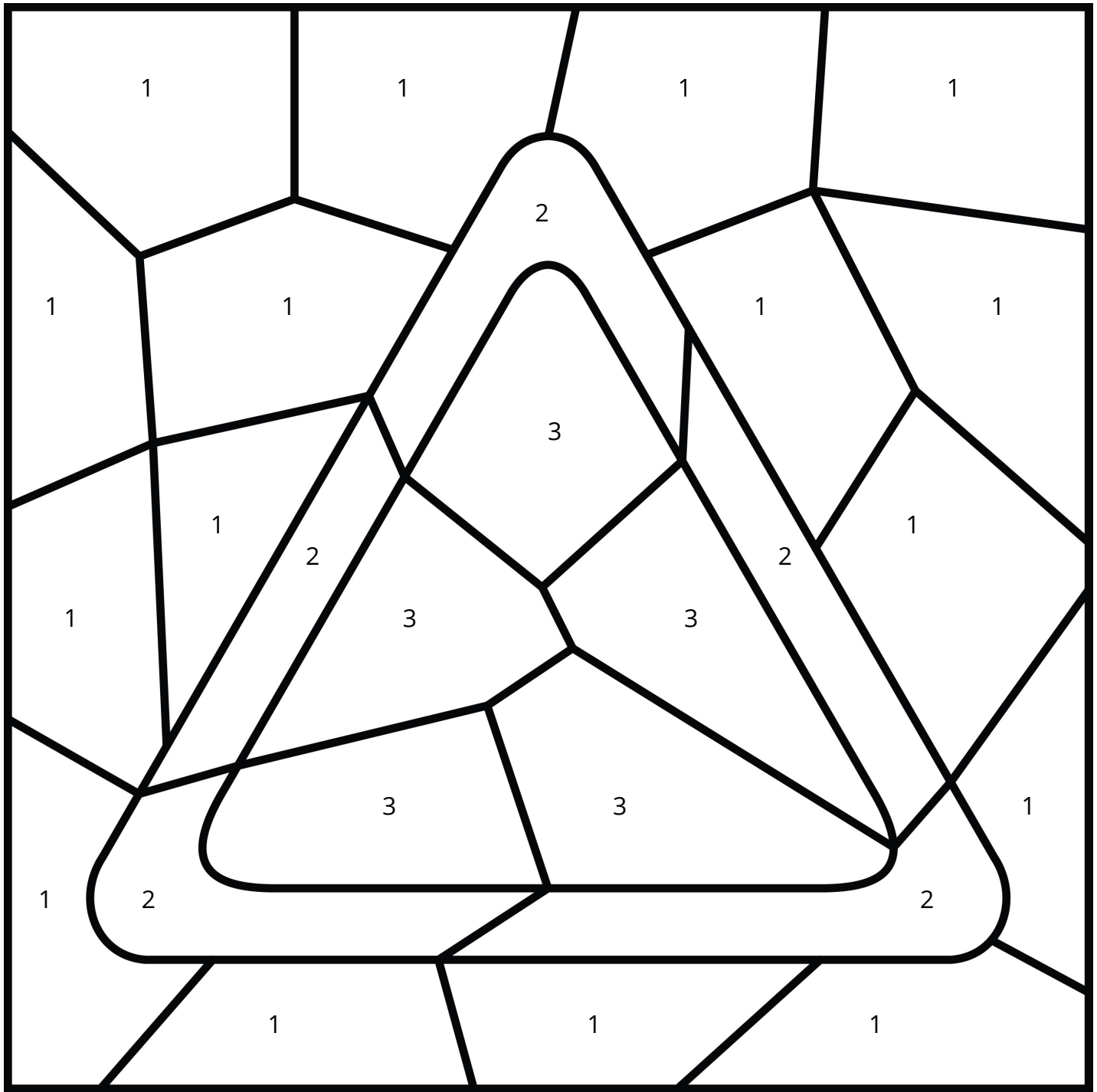
Orange		Purple
Brown		Gray

# Uniforms



## Color the Picture

Follow the instructions at the bottom of the page to color the picture.



Color the spaces with a 1 in them blue ●.

Color the spaces with a 2 in them red ●.










Color the spaces with a 3 in them yellow ●.

## Mixed-up Signs

Someone mixed up all the construction signs on the page. Cut them out and paste them in the right order on the next page so you can count from 1 to 10.





## Mixed-up Signs



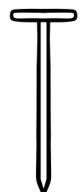


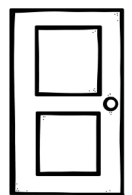


## Letter Sounds: B

This big construction crane has been called in to move all the things that start with a "B" sound to the top floor of this building. Listen to the name of each picture below. If you hear the "B" sound at the beginning of the word, draw a rope to connect it to the hook on the crane so the crane can pick it up.




## Letter Sounds: D

This big construction crane has been called in to move all the things that start with a "D" sound to the top floor of this building. Listen to the name of each picture below. If you hear the "D" sound at the beginning of the word, draw a rope to connect it to the hook on the crane so the crane can pick it up.



## Color the Picture

Follow the instructions at the bottom of the page to color the picture.



Color the spaces with a 1 in them blue .

Color the spaces with a 2 in them yellow .

Color the spaces with a 3 in them gray .

Color the spaces with a 4 in them red .

Color the spaces with a 5 in them black .

## Lots of Equipment

There are many pieces of construction equipment getting ready to work on the next big job. Count the equipment and write the total number of pieces of equipment in the box at the bottom of the page.

